



ENDURANCE
ENDURANCE TECHNOLOGIES LIMITED
[formerly known as Endurance Technologies Pvt. Ltd.]

E-92/93, M.I.D.C. Industrial Area, Waluj,
Dist. Aurangabad (M.S.)-431136, India
TEL: +91-240-2569600, 2554902, 2564595
FAX: +91-240-2569703
www.endurancegroup.com
CIN No. : L34102MH1999PLC123296

7th February, 2019

The Manager – Listing,
BSE Limited,
Phiroze Jeejeebhoy Towers,
Dalal Street,
Mumbai - 400 001

The Manager – Listing,
National Stock Exchange of India Ltd.,
Exchange Plaza, Bandra-Kurla Complex,
Bandra (E),
Mumbai - 400051

BSE Code: 540153

NSE Code: ENDURANCE

Sub: Outcome of Board Meeting.

Ref.: Regulation 30 (read with Part A of Schedule III) and 33 of the SEBI (Listing Obligations and Disclosure Requirements) Regulations, 2015

We inform you that the Board of Directors of the Company, at its meeting held on 7th February, 2019, has approved the unaudited financial results, both standalone and consolidated, for the quarter and nine month period ended 31st December, 2018 ("Financial Results").

Pursuant to above-referred regulations, we enclose the following documents:

- Statement of Financial Results.
- 'Limited Review' Reports of the Statutory Auditors on the aforesaid Financial Results; and
- Press Release giving highlights of the Financial Results.

The meeting commenced at 1.00 p.m. and concluded at 5.15 p.m.

The above information will be made available on the Company's website www.endurancegroup.com.

You are requested to take the above information on record.

Thanking you,

Yours faithfully,
For **Endurance Technologies Limited**


Sunil Lalai



Company Secretary and Vice President – Legal

Encl: As above.



Statement of standalone unaudited financial results for the quarter and nine months ended 31st December, 2018

		₹ in million (except per share data)					
Sr. No.	Particulars	Quarter ended			Nine months ended		Year ended
		31st December, 2018	30th September, 2018	31st December, 2017	31st December, 2018	31st December, 2017	31st March, 2018
		Unaudited	Unaudited	Unaudited	Unaudited	Unaudited	Audited
I	Revenue from operations (refer note 3 and 4)	13,269.41	14,350.65	10,792.52	40,768.56	33,805.89	46,179.61
II	Other income	37.11	52.90	29.94	118.82	114.88	183.23
III	Total Income (I + II)	13,306.52	14,403.55	10,822.46	40,887.38	33,920.77	46,362.84
IV	Expenses						
	(a) Cost of materials consumed	8,516.83	9,597.97	6,915.46	26,805.12	20,760.59	28,630.90
	(b) Purchases of stock-in-trade (traded goods)	67.18	92.39	27.05	181.16	62.32	90.93
	(c) Changes in stock of finished goods, stock-in-trade and work-in-progress	173.82	(202.68)	(89.39)	(185.60)	(43.03)	94.27
	(d) Excise duty	-	-	-	-	1,279.12	1,279.12
	(e) Employee benefits expense	724.24	683.07	615.34	2,088.20	1,905.00	2,546.95
	(f) Finance costs	55.51	37.76	14.11	127.24	75.10	102.49
	(g) Depreciation and amortisation expense	460.15	432.27	431.68	1,307.68	1,241.89	1,696.31
	(h) Other expenses	2,178.31	2,324.79	1,882.96	6,636.58	5,534.04	7,633.06
	Total expenses (IV)	12,176.04	12,965.57	9,797.21	36,960.38	30,815.03	42,074.03
V	Profit before exceptional items and tax (III- IV)	1,130.48	1,437.98	1,025.25	3,927.00	3,105.74	4,288.81
VI	Exceptional items (refer note 5 and 6)	208.00	-	268.78	208.00	268.78	268.78
VII	Profit before tax (V-VI)	922.48	1,437.98	756.47	3,719.00	2,836.96	4,020.03
VIII	Tax expense						
	Current tax	338.47	435.83	322.31	1,225.64	1,048.47	1,261.24
	Short/(excess) provision for tax relating to prior periods	15.14	-	(17.59)	15.14	(64.65)	(63.95)
	Deferred tax	(60.30)	56.22	(35.55)	2.45	(43.92)	106.71
	Total tax expense	293.31	492.05	269.17	1,243.23	939.90	1,304.00
IX	Profit for the period (VII-VIII)	629.17	945.93	487.30	2,475.77	1,897.06	2,716.03
X	Other comprehensive income						
	Items that will not be reclassified to profit or loss in subsequent periods (net of tax)	(15.04)	(8.63)	14.74	(23.85)	0.56	(0.84)
XI	Total comprehensive income for the period (IX+X)	614.13	937.30	502.04	2,451.92	1,897.62	2,715.19
XII	Paid-up equity share capital	1,406.63	1,406.63	1,406.63	1,406.63	1,406.63	1,406.63
	Face value of the share in Rs. each	10.00	10.00	10.00	10.00	10.00	10.00
XIII	Reserves excluding revaluation reserves as per balance sheet of previous accounting year	-	-	-	-	-	16,515.95
XIV	Earnings per share (of Rs 10/- each) (not annualised): Basic & diluted	4.47	6.72	3.46	17.60	13.49	19.31



Notes:


1. The above financial results of the Company for the quarter and nine months ended 31st December, 2018 have been reviewed by the Audit Committee and approved by the Board of Directors at their meeting held on 7th February, 2019. The Statutory Auditors of the Company have carried out a limited review of these financial results.
2. These financial results have been prepared in accordance with Indian Accounting Standards ("Ind AS") prescribed under Section 133 of the Companies Act, 2013 read with relevant rules issued thereunder and in terms of Regulation 33 of the SEBI (Listing Obligations and Disclosure Requirements) Regulations, 2015 read with SEBI circular no. CIR/CFD/FAC/62/2016 dated 5th July, 2016.
3. Post the applicability of GST in India with effect from 1st July, 2017, revenue is required to be disclosed net of GST. Accordingly, the revenue from operations for the nine months ended 31st December, 2018 is not comparable with the nine months ended 31st December, 2017 in the results.
4. Ind AS 115 "Revenue from Contracts with Customers", mandatory for reporting periods beginning on or after 1st April, 2018, replaces existing revenue recognition requirements. Under the full retrospective approach there were no adjustments required to the retained earnings as on 1st April, 2017. Also, the application of Ind AS 115 did not have any impact on recognition and measurement of revenue and related items in the financial results presented for current periods and previous periods/ year presented except for regroupings in certain captions namely, revenue from operations, cost of material consumed, other income and other expenses; to comply with the requirements of Ind AS 115.
5. During the previous year, the Company had incurred Rs. 268.78 million towards Voluntary Separation Scheme for eligible workmen, as part of consolidation of plant operations in the Pune region, which has been disclosed as an exceptional item in the financial results.
6. The Company has closed its plant at Manesar in December, 2018 and accordingly paid Rs. 38.40 million towards full and final dues to workmen entitled as per the provisions of Industrial Disputes Act, 1947. The Company has also provided for Rs. 169.60 million towards additional compensation payable to all its eligible permanent workmen. These amounts totalling to Rs. 208 million have been disclosed as an exceptional item in the financial results for the period and quarter ended 31st December, 2018.
7. The operating segment of the Company is identified to be, 'Automotive Components'. Therefore, the disclosure as per Regulation 33(1)(e) read with Clause (L) of Schedule IV of the Listing Regulations is not applicable.
8. The figures of previous periods have been regrouped, wherever necessary, to conform to the current period's classification.

For and on behalf of the Board of Directors



Anurag Jain
Managing Director
(DIN : 00291662)



Place : Mumbai
Date : 7th February, 2019



Statement of consolidated unaudited financial results for the quarter and nine months ended 31st December, 2018

₹ in million (except per share data)

Sr. No.	Particulars	Quarter ended			Nine months ended		Year ended
		31st December, 2018	30th September, 2018	31st December, 2017	31st December, 2018	31st December, 2017	31st March, 2018
		Unaudited	Unaudited	Unaudited	Unaudited	Unaudited	Audited
I	Revenue from operations (refer note 4 and 5)	18,129.80	19,367.23	15,385.51	56,101.36	47,445.29	64,792.88
II	Other income	93.24	79.74	42.27	214.28	157.81	234.70
III	Total income (I + II)	18,223.04	19,446.97	15,427.78	56,315.64	47,603.10	65,027.58
IV	Expenses						
	(a) Cost of materials consumed	10,688.95	11,815.48	8,815.86	33,396.56	26,806.02	36,699.48
	(b) Purchases of stock-in-trade (traded goods)	67.18	92.39	27.05	181.16	62.32	90.93
	(c) Changes in stock of finished goods, stock-in-trade and work-in-progress	(162.40)	(342.25)	(225.17)	(521.45)	(408.65)	(181.27)
	(d) Excise duty	-	-	-	-	1,279.12	1,279.12
	(e) Employee benefits expense	1,675.90	1,558.00	1,466.40	4,894.70	4,337.08	5,809.33
	(f) Finance costs	75.32	54.54	47.14	189.14	172.52	235.23
	(g) Depreciation and amortisation expense	935.52	921.07	798.13	2,676.71	2,308.57	3,215.85
	(h) Other expenses	3,330.24	3,446.06	3,030.58	10,108.58	8,664.06	11,816.75
	Total expenses (IV)	16,610.71	17,545.29	13,959.99	50,925.40	43,221.04	58,965.42
V	Profit before exceptional items and tax (III-IV)	1,612.33	1,901.68	1,467.79	5,390.24	4,382.06	6,062.16
VI	Exceptional items (refer note 6 and 7)	208.00	-	268.78	208.00	268.78	268.78
VII	Profit before tax (V-VI)	1,404.33	1,901.68	1,199.01	5,182.24	4,113.28	5,793.38
VIII	Tax expense						
	Current tax	485.46	607.13	481.79	1,717.96	1,476.79	1,865.31
	Short/(excess) provision for tax relating to prior periods	7.05	-	(9.56)	7.05	(56.63)	(74.74)
	Deferred tax	(53.78)	42.42	(55.03)	(6.35)	(50.82)	95.24
	Total tax expense	438.73	649.55	417.20	1,718.66	1,369.34	1,885.81
IX	Profit for the period (VII - VIII)	965.60	1,252.13	781.81	3,463.58	2,743.94	3,907.57
X	Other comprehensive income						
	Items that will not be reclassified to profit or loss in subsequent periods (net of tax)	(15.04)	(8.63)	14.74	(23.85)	0.56	(2.79)
	Items that will be reclassified to profit or loss in subsequent periods	(478.93)	448.87	(56.58)	(95.69)	571.49	953.66
	Total	(493.97)	440.24	(41.84)	(119.54)	572.05	950.87
XI	Total comprehensive income for the period (IX + X)	471.63	1,692.37	739.97	3,344.04	3,315.99	4,858.44
XII	Profit for the period attributable to:						
	Shareholders of the Company	965.60	1,252.13	781.81	3,463.58	2,743.94	3,907.57
	Non controlling interests	-	-	-	-	-	-
XIII	Total comprehensive income for the period attributable to:						
	Shareholders of the Company	471.63	1,692.37	739.97	3,344.04	3,315.99	4,858.44
	Non controlling interests	-	-	-	-	-	-
XIV	Paid-up equity share capital	1,406.63	1,406.63	1,406.63	1,406.63	1,406.63	1,406.63
	Face value of the share in Rs. each	10.00	10.00	10.00	10.00	10.00	10.00
XV	Reserves excluding revaluation reserves as per balance sheet of previous accounting year	-	-	-	-	-	20,321.90
XVI	Earnings per share (of Rs 10/- each) (not annualised):						
	Basic & diluted	6.86	8.90	5.56	24.62	19.51	27.78



Notes:


1. The above consolidated financial results of the Company for the quarter and nine months ended 31st December, 2018 have been reviewed by the Audit Committee and approved by the Board of Directors at their meeting held on 7th February, 2019. The Statutory Auditors of the Company have carried out a limited review of these financial results.
2. These consolidated financial results have been prepared in accordance with Indian Accounting Standards ("Ind AS") prescribed under Section 133 of the Companies Act, 2013 read with relevant rules issued thereunder and in terms of Regulation 33 of the SEBI (Listing Obligations and Disclosure Requirements) Regulations, 2015 read with SEBI circular no. CIR/CFD/FAC/62/2016 dated 5th July, 2016.

3. The consolidated financial results include results of following subsidiaries :

Name of the company	Relationship
Endurance Overseas Srl, Italy (EOSRL)	Subsidiary (Direct)
Endurance Fondalmec SpA, Italy	Subsidiary of EOSRL
Endurance FOA SpA, Italy	Subsidiary of EOSRL
Endurance Engineering Srl, Italy	Subsidiary of EOSRL
Endurance Amann GmbH, Germany	Subsidiary (Direct)


4. Post the applicability of GST in India with effect from 1st July, 2017, revenue is required to be disclosed net of GST. Accordingly, the revenue from operations for the nine months ended 31st December, 2018 is not comparable with the nine months ended 31st December, 2017 in the results.
5. Ind AS 115 "Revenue from Contracts with Customers", mandatory for reporting periods beginning on or after 1st April, 2018, replaces existing revenue recognition requirements. Under the full retrospective approach there were no adjustments required to the retained earnings as on 1st April, 2017. Also, the application of Ind AS 115 did not have any impact on recognition and measurement of revenue and related items in the financial results presented for current periods and previous periods/ year presented except for regroupings in certain captions namely, revenue from operations, cost of material consumed, other income and other expenses; to comply with the requirements of Ind AS 115.
6. During the previous year, the Company had incurred Rs. 268.78 million towards Voluntary Separation Scheme for eligible workmen, as part of consolidation of plant operations in the Pune region, which has been disclosed as an exceptional item in the financial results.
7. The Company has closed its plant at Manesar in December, 2018 and accordingly paid Rs. 38.40 million towards full and final dues to workmen entitled as per the provisions of Industrial Disputes Act, 1947. The Company has also provided for Rs. 169.60 million towards additional compensation payable to all its eligible permanent workmen. These amounts totalling to Rs. 208 million have been disclosed as an exceptional item in the consolidated financial results for the period and quarter ended 31st December, 2018.
8. With effect from 1st January, 2019, Endurance Fondalmec SpA, merged into Endurance FOA SpA, the wholly owned subsidiaries of Endurance Overseas Srl, and step down subsidiaries of the Company in Italy. Upon merger name of Endurance FOA SpA has changed to Endurance SpA. This merger is aimed at simplification of the corporate structure and deriving synergies from consolidated operations.
9. Endurance Overseas Srl, Italy has acquired the entire equity stake in Fonpresmetal Gap SpA (Fonpresmetal), an aluminium die casting company in Italy. This acquisition by EOSrl has been funded through its internal accruals / borrowings. The effective date of this acquisition is 7th January, 2019. Post acquisition, the name of Fonpresmetal has been changed to Endurance Castings SpA.
10. The operating segment of the Company is identified to be, 'Automotive Components'. Therefore, the disclosure as per Regulation 33(1)(e) read with Clause (L) of Schedule IV of the Listing Regulations is not applicable.
11. The figures of previous periods have been regrouped, wherever necessary, to conform to the current period's classification.

For and on behalf of the Board of Directors



Anurag Jain
Managing Director
(DIN : 00291662)


Place: Mumbai
Date: 7th February, 2019



**Review Report to
The Board of Directors
Endurance Technologies Limited**

1. We have reviewed the accompanying statement of unaudited standalone Ind AS financial results of Endurance Technologies Limited (the 'Company') for the quarter ended December 31, 2018 and year to date from April 1, 2018 to December 31, 2018 (the "Statement") attached herewith, being submitted by the Company pursuant to the requirements of Regulation 33 of the SEBI (Listing Obligations and Disclosure Requirements) Regulations, 2015 ('the Regulation'), read with SEBI Circular No. CIR/CFD/FAC/62/2016 dated July 5, 2016 ('the Circular').
2. The preparation of the Statement in accordance with the recognition and measurement principles laid down in Indian Accounting Standard 34, (Ind AS) 34 "Interim Financial Reporting" prescribed under Section 133 of the Companies Act, 2013 read with Rule 3 of Companies (Indian Accounting Standards) Rules, 2015, as amended, read with the Circular is the responsibility of the Company's management and has been approved by the Board of Directors of the Company. Our responsibility is to express a conclusion on the Statement based on our review.
3. We conducted our review in accordance with the Standard on Review Engagements (SRE) 2410, 'Review of Interim Financial Information Performed by the Independent Auditor of the Entity' issued by the Institute of Chartered Accountants of India. This standard requires that we plan and perform the review to obtain moderate assurance as to whether the Statement is free of material misstatement. A review is limited primarily to inquiries of company personnel and analytical procedures applied to financial data and thus provides less assurance than an audit. We have not performed an audit and accordingly, we do not express an audit opinion.
4. Based on our review conducted as above, nothing has come to our attention that causes us to believe that the accompanying Statement, prepared in accordance with the recognition and measurement principles laid down in the applicable Indian Accounting Standards ('Ind AS') specified under Section 133 of the Companies Act, 2013, read with relevant rules issued thereunder and other recognised accounting practices and policies has not disclosed the information required to be disclosed in terms of the Regulation, read with the Circular, including the manner in which it is to be disclosed, or that it contains any material misstatement.

For SRBC & CO LLP
Chartered Accountants
ICAI Firm registration number: 324982E/E300003


per Arvind Sethi
Partner
Membership No.: 89802



Mumbai
February 7, 2019

**Review Report to
The Board of Directors
Endurance Technologies Limited**

1. We have reviewed the accompanying statement of unaudited consolidated Ind AS financial results of Endurance Technologies Group comprising Endurance Technologies Limited (the 'Company') and its subsidiaries (together referred to as 'the Group'), for the quarter ended December 31, 2018 and year to date from April 1, 2018 to December 31, 2018 (the "Statement") attached herewith, being submitted by the Company pursuant to the requirements of Regulation 33 of the SEBI (Listing Obligations and Disclosure Requirements) Regulations, 2015 ('the Regulation'), read with SEBI Circular No. CIR/CFD/FAC/62/2016 dated July 5, 2016 ('the Circular').
2. The preparation of the Statement in accordance with the recognition and measurement principles laid down in Indian Accounting Standard 34, (Ind AS 34) "Interim Financial Reporting" prescribed under Section 133 of the Companies Act, 2013 read with Rule 3 of Companies (Indian Accounting Standards) Rules, 2015, as amended, read with the Circular is the responsibility of the Company's management and has been approved by the Board of Directors of the Company. Our responsibility is to express a conclusion on the Statement based on our review.
3. We conducted our review in accordance with the Standard on Review Engagements (SRE) 2410, 'Review of Interim Financial Information Performed by the Independent Auditor of the Entity' issued by the Institute of Chartered Accountants of India. This standard requires that we plan and perform the review to obtain moderate assurance as to whether the Statement is free of material misstatement. A review is limited primarily to inquiries of company personnel and analytical procedures applied to financial data and thus provides less assurance than an audit. We have not performed an audit and accordingly, we do not express an audit opinion.
4. We did not review the financial information, in respect of two subsidiaries, whose financial information include total assets of Rs. 21,800.63 million and net assets of Rs. 8,462.55 million as at December 31, 2018, and total revenues of Rs. 5,062.75 million and Rs 15,980.88 million for the quarter and the period ended on that date. These financial information have been reviewed by other auditors whose reports have been furnished to us. Our conclusion on the consolidated financial results, in so far as it relates to the amounts of such subsidiaries is based solely on the report of other auditors. Our conclusion is not modified in respect of this matter.



THIS SPACE IS INTENTIONALLY LEFT BLANK

S R B C & CO LLP

Chartered Accountants

5. Based on our review conducted as above and based on the consideration of the reports of other auditors on the unaudited separate quarterly financial information of subsidiaries, nothing has come to our attention that causes us to believe that the accompanying Statement of unaudited consolidated Ind AS financial results prepared in accordance with recognition and measurement principles laid down in the applicable Indian Accounting Standards specified under Section 133 of the Companies Act, 2013, read with relevant rules issued thereunder and other recognised accounting practices and policies has not disclosed the information required to be disclosed in terms of the Regulation, read with the Circular, including the manner in which it is to be disclosed, or that it contains any material misstatement.

For S R B C & CO LLP
Chartered Accountants
ICAI Firm registration number: 324982E/E300003

per Arvind Sethi
Partner
Membership No.: 89802

Mumbai
February 7, 2019





Press Release

07th February, 2019, Mumbai, India

Endurance Technologies Ltd results for quarter ended 31st December 2018

The Board of Directors of Endurance Technologies Limited today approved the unaudited financial results for the quarter and nine months ended 31st December 2018. The financial highlights are as follows:

Consolidated Financial Highlights

Particulars	(INR Million)		
	Q3 FY 18-19	Q3 FY 17-18	% Change
Consolidated Total Income Incl Other Income (excl excise duty)	18,223	15,428	18.1%
EBITDA	2,623	2,313	13.4%
EBITDA %	14.4%	15.0%	
PBT (before exceptional items)	1,612	1,468	9.8%
Exceptional Items	(208)	(269)	
PBT (after exceptional items)	1,404	1,199	17.1%
PAT (before OCI)	966	782	23.5%
PAT % (before OCI)	5.3%	5.1%	

Particulars	(INR Million)		
	9M FY 18-19	9M FY 17-18	% Change
Consolidated Total Income Incl Other Income (excl excise duty)	56,316	46,324	21.6%
EBITDA	8,256	6,863	20.3%
EBITDA %	14.7%	14.8%	
PBT (before exceptional items)	5,390	4,382	23.0%
Exceptional Items	(208)	(269)	
PBT (after exceptional items)	5,182	4,113	26.0%
PAT (before OCI)	3,464	2,744	26.2%
PAT % (before OCI)	6.2%	5.9%	


Standalone Financial Highlights

Particulars	(INR Million)		
	Q3 FY 18-19	Q3 FY 17-18	% Change
Standalone Total Income Incl Other Income (excl excise duty)	13,307	10,822	23.0%
EBITDA	1,646	1,471	11.9%
EBITDA %	12.4%	13.6%	
PBT (before exceptional items)	1,130	1,025	10.3%
Exceptional Items	(208)	(269)	
PBT (after exceptional items)	922	756	21.9%
PAT (before OCI)	629	487	29.1%
PAT % (before OCI)	4.7%	4.5%	

Particulars	(INR Million)		
	9M FY 18-19	9M FY 17-18	% Change
Standalone Total Income Incl Other Income (excl excise duty)	40,887	32,642	25.3%
EBITDA	5,362	4,423	21.2%
EBITDA %	13.1%	13.5%	
PBT (before exceptional items)	3,927	3,106	26.4%
Exceptional Items	(208)	(269)	
PBT (after exceptional items)	3,719	2,837	31.1%
PAT (before OCI)	2,476	1,897	30.5%
PAT % (before OCI)	6.1%	5.8%	

Performance Highlights [Nine Months of FY 2018-19]:

- Consolidated Total Income including Other Income (excluding Excise Duty) grew by 21.6% to INR 56,316 million vs INR 46,324 million.
- 73% of Consolidated Total Income including Other Income came from Indian operations and balance 27% came from European operations.
- Standalone Total Income including Other Income grew by 25.3% to INR 40,887 million vs INR 32,642 million.
- Consolidated EBITDA Margin remained strong at 14.7%.
- Consolidated PAT (before OCI) grew by 26.2% to INR 3,464 million vs INR 2,744 million.
- Aftermarket sales from Indian Operations grew by 18.8% to INR 1,958 million vs INR 1,648 million.
- Consolidated Basic and Diluted EPS is INR 24.62 per share (not annualized) compared to INR 19.51 per share (not annualized) in the previous financial year.





Commenting on the Company's performance, Mr. Anurang Jain, Managing Director of the Company said:

"In India, in the first nine months of this fiscal, sales volume growth was 11% for two-wheelers, 32% for three-wheelers and only 2% for passenger vehicles. Within two-wheelers, motorcycle volumes grew by almost 14%. ETL continues to deliver topline growth ahead of the industry.

We have closed the Manesar plant in December. Eligible workmen have been paid their dues as per law. Further, based on a recently concluded settlement, a provision has been made for additional compensation to the workmen. Towards these costs, the Company recorded an exceptional item of Rs. 208 mn, which reduced our standalone PAT margin for the quarter by 100 bps.

Our European business continued to post a strong performance. In early January, two of our operating step-down subsidiaries in Italy were merged. Further, we acquired 100% stake in an aluminium castings manufacturer in Italy, who has been a key supplier to our operations in that country. We now have a total of 9 plants in Europe, which work synergistically and form a key part of the customers' supply chain."

About Endurance Technologies Limited:

Endurance is one of the leading automotive component manufacturers, having a diverse range of technology intensified products with operations both in India and Europe (Italy and Germany). In India, we predominantly cater to two and three wheeler OEMs and our products include aluminium castings, suspensions, transmission and braking systems. In Europe, we predominantly cater to four wheeler OEMs and mainly supply aluminium casting products.

Endurance is a complete solutions provider, providing end to end services by engaging its customers from conception to end user delivery and also catering to replacement market. Out of our 25 plants, 16 are in India, 3 are in Germany and 6 plants are in Italy. We also have an in-house tool room in India, 4 DSIR approved R&D facilities in India and a technical centre in Italy.

Endurance (CIN: L34102MH1999PLC123296) is listed on the NSE (ENDURANCE) and the BSE (540153). For more details and information, please refer to company's website www.endurancegroup.com

